



Executive Board of the United Nations Human Settlements Programme Second session of 2020 Online, 27–29 October 2020 Item 3 of the provisional agenda** Financial, budgetary and administrative matters

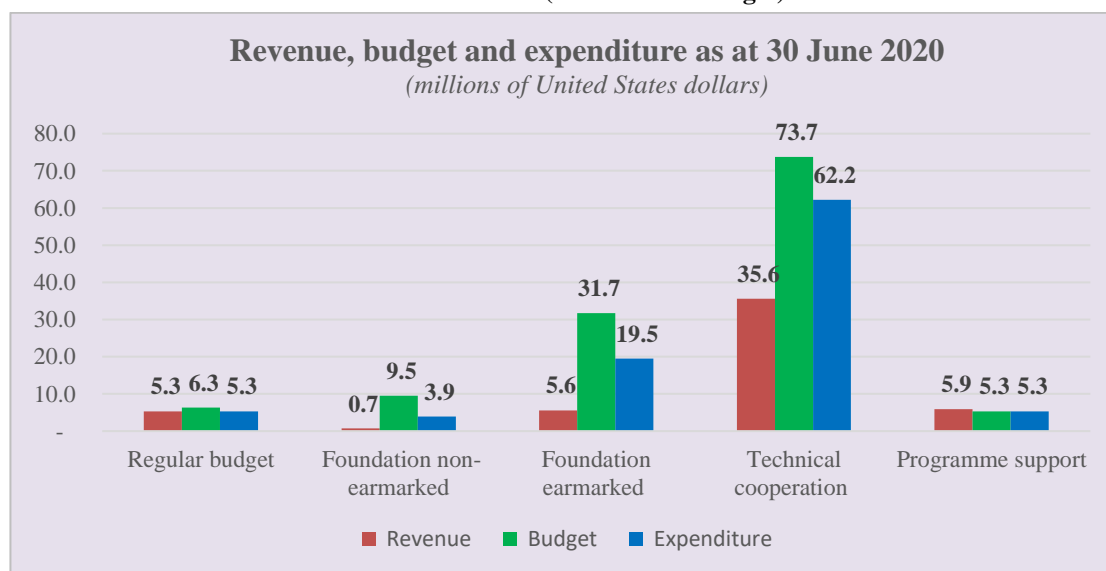
Financial, budgetary and administrative matters: interim financial status as at 30 June 2020

Report of the Executive Director

I. Introduction

1. The present report provides an overview of the financial position of UN-Habitat as at 30 June 2020 and describes the situation of the United Nations Habitat and Human Settlements Foundation (non-earmarked fund). The report also highlights the performance of the Programme’s other funding segments, namely the United Nations regular budget allocation to UN-Habitat, programme support, the Foundation earmarked and technical cooperation funds.

Figure 1 Status of UN-Habitat funds as at 30 June 2020 (semi-annual budget)*



* Revenue is stated net of adjustments.

2. Figure 1 provides the funding overview for 2020 of all the major UN-Habitat funding segments alongside figures drawn from the budget of the approved work programme budget for 2020.

* Reissued for technical reasons on 22 October 2020.

** HSP/EB.2020/19.

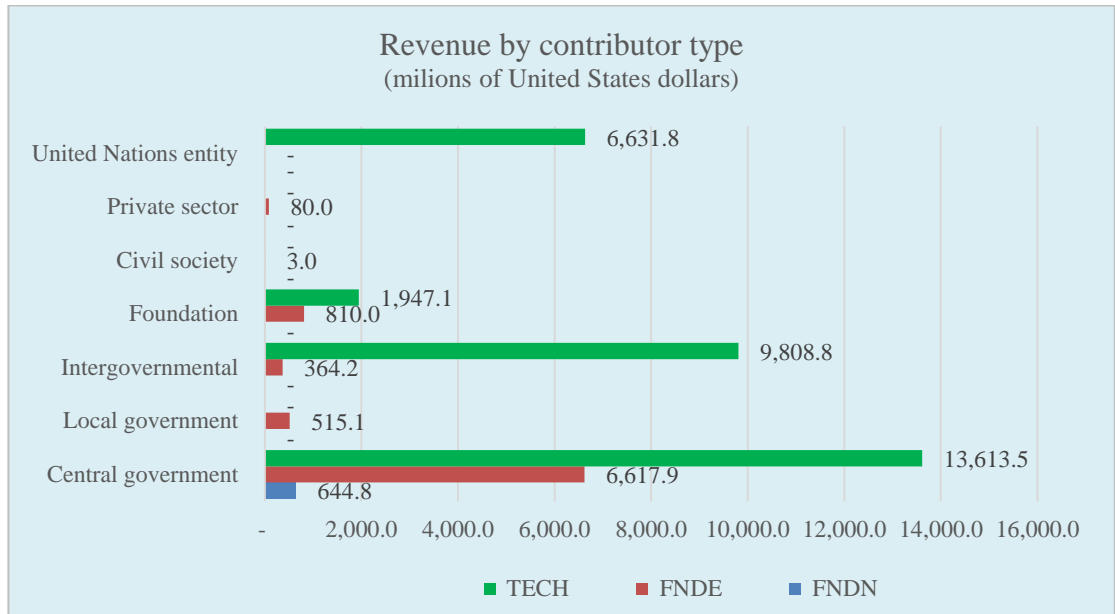
The figure shows revenue or contributions and expenditure in the reporting period. More detailed information is set out in the annexes to the present report.

3. Foundation non-earmarked voluntary contribution funding in the reporting period amounted to \$700,000. The Foundation non-earmarked fund requires sustainable recurrent annual contributions in order for UN-Habitat to achieve the anticipated outcomes and meet the mandated deliverables of its work programme. The revenue for the period fell below the total expenditure of \$3.9 million, thereby registering a deficit of \$3.2 million.

4. Figure 2 shows the composition of the voluntary contributions received during the period by contributor type.

Figure 2

Voluntary contributions by contributor type

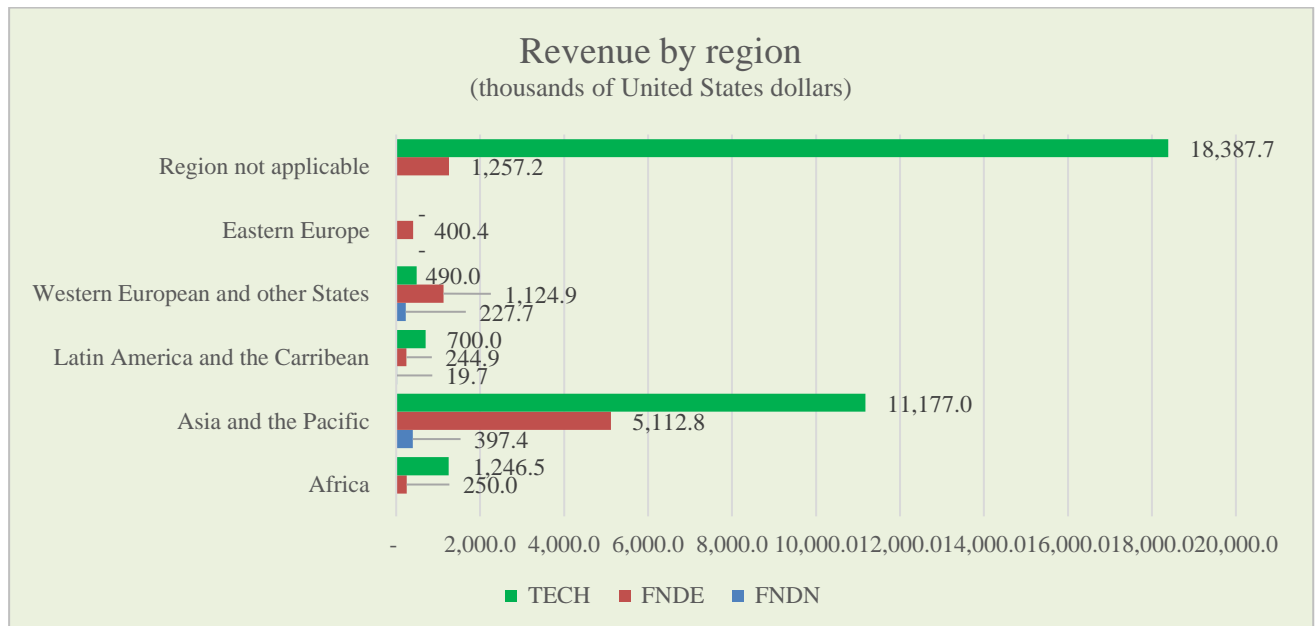


Abbreviations: FNDN = Foundation non-earmarked; FNDE = Foundation earmarked; TECH = technical cooperation net of adjustments.

5. Figure 3 shows the composition of the voluntary contributions received during the period by region.

Figure 3

Voluntary contributions by region



Abbreviations: FNDN = Foundation non-earmarked; FNDE = Foundation earmarked; TECH = technical cooperation net of adjustments.

II. Performance of core funds

6. The Foundation non-earmarked fund and regular budget allocations are considered to be constituent elements of the core resources of UN-Habitat.

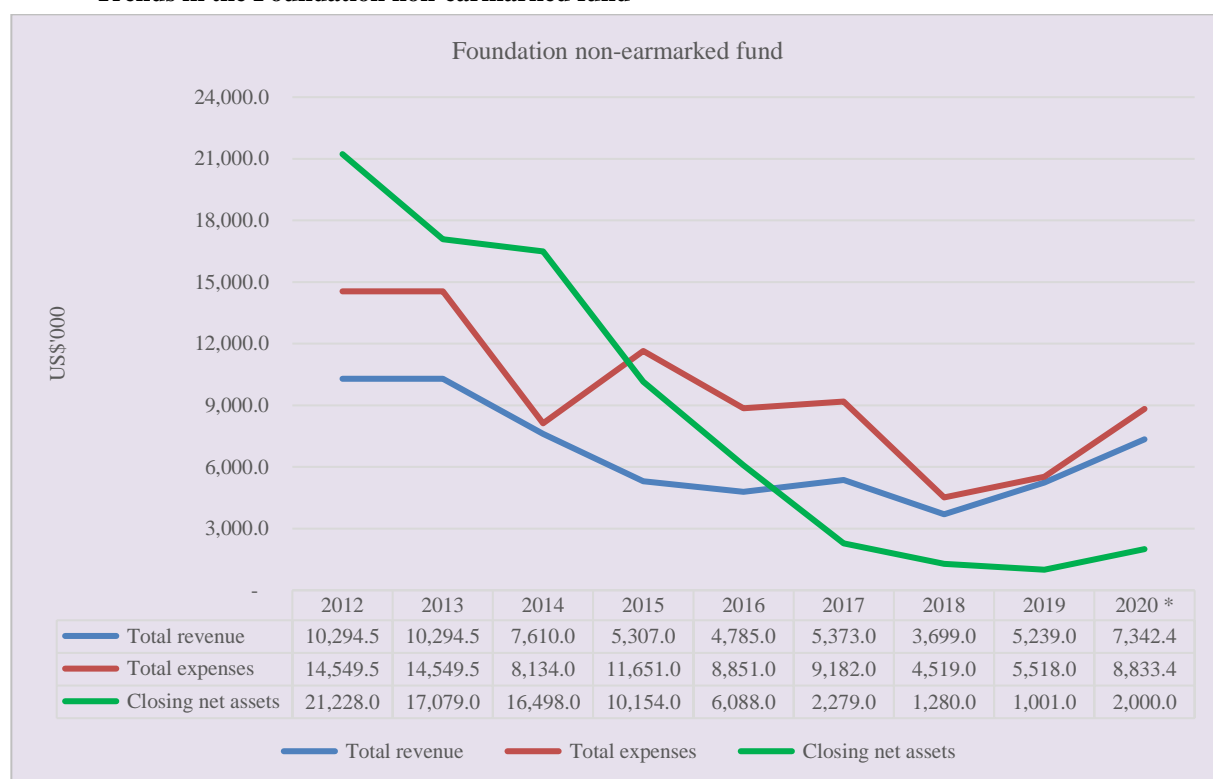
A. Foundation non-earmarked fund

7. In accordance with rule 302.6 of the Financial Regulations of the United Nations for the United Nations Habitat and Human Settlements Foundation, and Financial Rules of the United Nations Habitat and Human Settlements Foundation and of Other Extrabudgetary Resources of UN-Habitat (ST/SGB/2015/4, annex II), Foundation non-earmarked funds, otherwise known as the Foundation general purpose fund, are allocated against budget priorities agreed by the UN-Habitat governing body – previously the Governing Council of UN-Habitat, which was dissolved and replaced by the United Nations Habitat Assembly of the United Nations Human Settlements Programme pursuant to General Assembly resolution 73/239 of 20 December 2018. The UN-Habitat Assembly established an Executive Board in its decision HSP/HA.1/HLS.2.

8. Traditionally, the main source of Foundation non-earmarked revenue was non-earmarked contributions from Member States. The non-earmarked fund constitutes the main source of funding for the implementation of the UN-Habitat strategic plan for mandated normative work, required executive direction and management, and a baseline level of programme support.

9. The approved budget for the reporting period is \$9.5 million (equivalent to half of the approved budget for 2020 of \$18.9 million). Total voluntary contributions received as at 30 June 2020 amounted to \$700,000, while expenditures for the same period totalled \$3.9 million. The expenditures included \$3.1 million on position costs and \$800,000 on operating expenditures, resulting in a net operational deficit of \$3.2 million, and a requirement to cover operational expenditures for normative work from the programme support cost fund. A remaining statutory operational reserve of \$1.9 million, as currently authorized, is based on 10 per cent of the \$18.9 million approved budget for 2020. Based on liquidity requirements, it is proposed that the Executive Board approve a 20 per cent reserve on the \$10.0 million proposed work programme and budget for 2021.

Figure 4
Trends in the Foundation non-earmarked fund^a



^a Closing net assets value is before loan from programme support account.

*2020 projected revenue includes additional contributions to ensure that the liquidity reserve is maintained.

10. Figure 4 shows a constant and long-term decline in revenue, which has not been matched by reductions in expenditure.

11. In 2017, the UN-Habitat management approved a \$3.0 million loan from the programme support account to the Foundation non-earmarked fund. To arrest the depletion in the net asset value, UN-Habitat has continued to apply the austerity measures adopted in 2018. Nevertheless, a risk still exists that it will not be possible to repay the loan to the programme support account, in which case the net asset value of the programme support account will need to be reduced accordingly.

B. Regular budget

1. Section 15

12. Approved by the General Assembly, the regular budget appropriation to UN-Habitat is provided under section 15 (Human settlements). In 2020, the final appropriation amounted to \$12.5 million in the form of an authorization to expend against specific items within a set envelope. Approximately, 93 per cent of the \$5.3 million expenditure recorded by 30 June 2020 relates to staff costs. The 2021 section 15 proposed budget (A/74/6, sect. 15, table 15.7) amounts to \$12.5 million, which represents a zero-growth rate prior to re-costing.

2. Sections 23 and 35

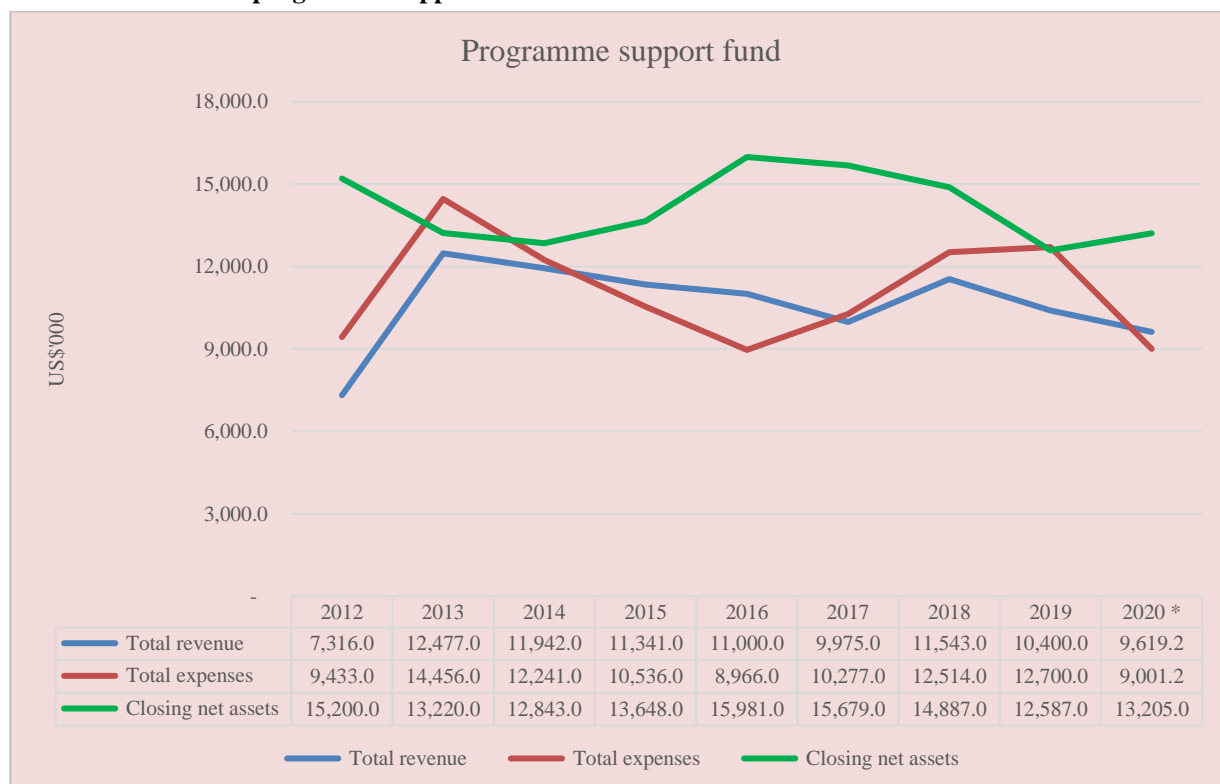
13. UN-Habitat is also allocated regular budget resources under sections 23 and 35. Approved by the General Assembly, the regular budget appropriation to UN-Habitat provided under section 23 (Regional programme of technical cooperation) amounted to \$1.0 million in 2020, for which expenditure amounted to \$500,000 in the reporting period. The appropriation for section 35 (Development account) in 2020 amounted to \$1.1 million from which \$300,000 was spent in the period.

C. Programme support

14. Programme support resources are generated through the charge levied as a percentage of direct earmarked expenditures in accordance with administrative instruction ST/AI/286. The charge is intended to recover the incremental indirect costs associated with supporting earmarked activities. Those funds are acquired to ensure that the additional cost of supporting activities financed from earmarked contributions is not paid from the funds intended for the implementation of the approved programme of work.

15. The 2020 programme support budget approved by the Executive Director totalled \$10.6 million. Programme support revenue as at 30 June 2020, excluding all other revenue, amounted to \$5.9 million, against expenditure for the same period of \$5.3 million, of which 42.8 per cent was used to fund posts.

Figure 5
Trends in the programme support fund^a



^a Closing net assets value is before loan to foundation non-earmarked account.

* 2020 figures are projected.

16. Figure 5 shows the UN-Habitat programme support fund end balances by year. Total revenue for the interim reporting period in 2020 has exceeded expenditures. The savings made are partially due to the suspension of staff travel and the freeze on the recruitment of programme management staff to fill vacant positions, as a result of the coronavirus disease (COVID-19) pandemic.

17. As is mentioned above, it should be noted that, in 2017, \$3.0 million was loaned to the Foundation non-earmarked fund from the programme support fund. Based on the performance of the Foundation non-earmarked fund in the reporting period, that loan is projected to be uncollectable in the near future given the low contributions to the UN-Habitat non-earmarked fund. The net asset value reflected in figure 5 may therefore need to be reduced by that amount.

D. Performance of earmarked funds

1. Foundation earmarked

18. Contributions from Member States and other donors to Foundation earmarked resources are intended for the implementation of specific activities in the work programme that are consistent with the mandate of UN-Habitat. Such activities generally comprise global, thematic and multi-country projects.

19. The approved budget for Foundation earmarked resources for 2020 is \$63.5 million. The proportional budget relating to the reporting period is \$31.7 million (equivalent to half of the approved budget for the year). As at 30 June 2020, the total revenue from Foundation earmarked voluntary contributions was \$8.4 million from various donors, as listed in annex III to the present report. Total net revenue after refunds to donors and other prior year revenue adjustments amounted to \$5.6 million, while the total expenditure incurred over the six-month period was \$19.5 million. As reflected in annex I to the present report, the fund balance (carry forward project balances) at the end of the reporting period amounted to \$77.9 million, including a reserve of \$4.0 million. The reported deficit is notional as it results from the implementation of part of the resources carried over from 2019.

2. Technical cooperation

20. Technical cooperation contributions are earmarked voluntary resources from Member States and other donors for the implementation of specific technical regional and country-level activities consistent with the UN-Habitat mandate and work programme.

21. The approved budget for technical cooperation for 2020 is \$147.4 million. The budget for the reporting period amounted to \$73.7 million (equivalent to half of the estimated budget for the year). As at 30 June 2020, the total revenue received was \$35.6 million which included voluntary contributions of \$32.0 million while the expenditure incurred was \$62.2 million. As reflected in annex I, the fund balance at the end of the reporting period amounted to \$212.1 million (carry forward project balances), including a reserve of \$11.4 million.

E. Summary

22. The total operational deficit for the reporting period of the Foundation non-earmarked fund is \$3.2 million, while the programme support account realized an operational surplus of \$600,000 as at 30 June 2020. In accordance with the prevailing administrative instructions, programme support resources should be used to finance the indirect support provided to the activities of programme support, programme development and project management. Based on the current funding levels of the programme support fund, it is clear that, in the current context, the fund balance in the programme support account cannot continue to be used to offset the operational deficits in the Foundation non-earmarked fund until such time as ongoing fundraising efforts and/or austerity measures successfully ensure a balance between the revenue and expenditure of the Foundation non-earmarked fund.

23. With regard to earmarked funds, deficits of \$13.9 million and \$26.6 million were realized on the Foundation earmarked and technical cooperation funds, respectively. These deficits resulted from timing differences for funding activities, with prior recognized revenue brought forward from prior years and spent in 2020. Personnel costs from earmarked funds are reported in the “other staff costs” category.

24. Summaries of the revenue, expenses, fund balances and reserves for each funding segment are set out in annex I to the present report, while the status of the Foundation non-earmarked contributions is set out in annex II. Annex III sets out the status of earmarked contributions, while the list of the top 10 contributors for the reporting period is shown in annex IV.

Annex I

Interim statement of financial performance for the period ended 30 June 2020 (by segment)

(thousands of United States dollars)

Category	REGB	FNDN	FNDE	TECH	PRGS	Subtotal	RPTC	DEVT	EOSB	Subtotal	Total	Intersegment elimination	Grand total
R01.Assessed contributions	5 334.9	–	–	–	–	5 334.9	537.5	254.2	–	791.7	6 126.6	–	6 126.6
R02.Voluntary contributions	–	644.8	8 286.9	25 990.9	–	34 922.6	–	–	–	–	34 922.6	–	34 922.6
R03.Other transfers and allocations	–	–	103.2	6 010.4	–	6 113.6	–	–	–	–	6 113.6	–	6 113.6
R04.Refunds to donors	–	–	(3 178.2)	(4 616.4)	–	(7 794.6)	–	–	–	–	(7 794.6)	–	(7 794.6)
R05.Programme support revenue	–	–	–	–	5 224.3	5 224.3	–	–	–	–	5 224.3	5 224.3	–
R06.Investment revenue	–	3.2	58.6	469.1	11.7	542.6	–	–	10.6	10.6	553.2	0.4	552.8
R07.Other revenue	–	99.9	299.0	7 697.3	651.9	8 748.1	–	–	–	–	8 748.1	651.7	8 096.4
Total revenue	5 334.9	747.9	5 569.5	35 551.3	5 887.9	53 091.5	537.5	254.2	10.6	802.3	53 893.8	5 876.4	48 017.4
E01.Post costs	4 959.0	2 753.9	–	–	2 250.7	9 963.6	–	–	–	–	9 963.6	–	9 963.6
E02.Other staff costs	72.1	338.9	10 086.2	19 691.8	952.9	31 141.9	485.4	7.4	–	492.8	31 634.7	105.5	31 529.2
E03.Contractual services	116.3	104.6	939.1	2 943.0	81.7	4 184.7	9.2	29.4	–	38.6	4 223.3	23.4	4 199.9
E04.General operating expenses	176.6	538.5	731.9	6 319.0	1 387.3	9 153.3	11.7	12.9	–	24.6	9 177.9	14.3	9 163.6
E05.Consultant and experts	34.5	55.8	–	–	449.0	539.3	12.8	167.0	–	179.8	719.1	261.2	457.9
E06.Travel expenses	3.8	0.7	887.3	344.4	28.2	1 264.4	14.2	3.4	–	17.6	1 282.0	21.3	1 260.7
E07.Supplies and materials	–	–	21.7	235.4	24.7	281.8	–	–	–	–	281.8	–	281.8
E08.Furniture and equipment	2.8	–	46.6	571.6	42.5	663.5	2.5	–	–	2.5	666.0	13.2	652.8
E09.Grants and contributions	(30.2)	55.1	5 175.1	26 724.0	33.8	31 957.8	1.7	34.1	–	35.8	31 993.6	5 204.0	26 789.6
E10.Other expenses	–	71.8	1 590.1	5 342.5	5.8	7 010.2	–	–	7.4	7.4	7 017.6	–	7 017.6
Total expenditure	5 334.9	3 919.3	19 478.0	62 171.7	5 256.6	96 160.5	537.5	254.2	7.4	799.1	96 959.6	5 642.9	91 316.7
Surplus/(Deficit)	–	(3 171.4)	(13 908.5)	(26 620.4)	631.3	(43 069.0)	–	–	3.2	3.2	(43 065.8)	233.5	(43 299.3)
Gross fund balances as at 1 January 2020	-	1 001	91 793	238 720	12 587	344 101	-	-	(25 115)	(25 115)	318 986	976	319 962
Gross fund balances as at 30 June 2020	-	(2 170)	77 885	212 100	13 218	301 032	-	-	(25 112)	(25 112)	275 920	1 210	277 130
Statutory operating reserves	-	1 893	4 023	11 360	2 932	20 208	-	-	-	-	20 208	-	20 208
Net fund balances as at 30 June 2020	-	(4 063)	73 862	200 740	10 286	280 824	-	-	(25 112)	(25 112)	255 712	1 210	256 922

Abbreviations: REGB = regular budget; FNDN = Foundation non-earmarked; FNDE = Foundation earmarked; TECH = technical cooperation; PRGS = programme support; DEVT = development account (S.35); RPTC = regular programme of technical cooperation (S.23); EOSB = end of service and employment benefits.

Annex II

Status of the Foundation non-earmarked contributions as at 30 June 2020

(United States dollars)

<i>Country</i>	<i>31 Dec. 2015</i>	<i>31 Dec. 2016</i>	<i>31 Dec. 2017^a</i>	<i>31 Dec. 2018^b</i>	<i>31 Dec. 2019^c</i>	<i>30 Jun. 2020</i>
Algeria	–	10 000	–	–	–	–
Argentina	5 000	10 000	–	–	–	–
Barbados	6 074	–	14 815	14 815	14 700	14 706
Botswana	–	–	–	50 000	20 000	–
Burkina Faso	34 430	–	–	–	16 886	–
Chile	5 000	5 000	5 000	5 000	5 000	–
China	350 000	350 000	350 000	350 000	350 000	350 000
Côte d'Ivoire	–	–	25 000	–	–	–
Czechia	–	–	6 892	6 547	6 463	–
Eritrea	–	50 000	–	–	–	–
Finland	517 188	–	–	–	–	–
France	–	105 860	–	–	225 220	227 740
Haiti	–	–	9 910	10 000	–	–
India	60 246	247 227	100 000	100 000	150 000	–
Iraq	–	–	–	–	50 000	–
Israel	10 000	10 000	10 000	–	3 800	–
Japan	35 586	–	117 136	–	34 950	31 455
Kenya	–	–	68 306	206 678	96 398	–
Kiribati	–	–	–	25 000	–	–
Malawi	–	–	–	–	10 000	–
Malaysia	–	–	–	1 200 000	–	–
Mali	–	–	–	–	9 653	–
Myanmar	–	–	10 000	–	–	9 980
Namibia	–	–	150 000	–	–	–
Nigeria	–	–	*25 000	25 000	25 000	–
Norway	638 488	598 982	593 014	632 631	2 356 129	–
Pakistan	5 994	6 000	–	6 000	6 000	5 941
Philippines	–	15 000	15 000	25 000	2 500	–
Republic of Korea	90 416	83 783	87 596	89 204	80 378	–
Senegal	–	–	–	–	9 988	–
Sierra Leone	–	–	10 000	–	–	–
Singapore	–	–	–	–	50 000	–
Slovakia	–	15 609	–	–	–	–
South Africa	120 000	–	283 560	150 000	160 000	–
South Sudan	–	–	–	–	40 000	–
Spain	–	–	–	–	977 000	–
Sri Lanka	25 000	25 000	25 000	25 000	23 000	–
Tunisia	602	–	–	–	–	–
United Republic of Tanzania	–	–	–	9 886	–	–

<i>Country</i>	<i>31 Dec. 2015</i>	<i>31 Dec. 2016</i>	<i>31 Dec. 2017^a</i>	<i>31 Dec. 2018^b</i>	<i>31 Dec. 2019^c</i>	<i>30 Jun. 2020</i>
United States of America	600 000	766 838	692 000	672 974	650 000	–
Zambia	–	–	24 970	7 820	–	–
Zimbabwe	–	30 225	–	–	–	–
Total	2 504 024	2 329 523	2 623 199	3611 554	5373065	644 797

^a Includes contributions received in 2020 from Nigeria.

^b Includes contributions received in 2020 from Nigeria.

^c Includes contributions received in 2020 from Botswana, Israel, Kenya, Mali, Nigeria and the United States of America, increasing contributions from \$5.1 million reported in 2019 financial statements to \$5.4 million in this report.

Annex III

Earmarked voluntary contributions as at 30 June 2020

(in United States dollars)

<i>Donor name</i>	<i>Region</i>	<i>FNDE</i>	<i>TECH</i>	<i>Total</i>
Cameroon	Africa	–	66 541	66 541
Ecuador	Latin America and the Caribbean	–	700 000	700 000
Egypt	Africa	–	321 000	321 000
Gambia	Africa	250 000	–	250 000
Germany	Western European and other States	532 637	–	532 637
Japan	Asia-Pacific	1 048 974	10 621 132	11 670 106
Iraq	Asia-Pacific	–	454 000	454 000
Jordan	Asia-Pacific	63 924	–	63 924
Moscow Urban Forum	Eastern Europe	400 362	–	400 362
Mozambique	Africa	–	858 984	858 984
Netherlands	Western European and other States	–	241 364	241 364
Spain	Western European and other States	592 197	–	592 197
Switzerland	Western European and other States	–	247 129	247 129
Thailand	Asia-Pacific	–	101 823	101 823
United Nations Development Programme (UNDP)	Western European and other States	–	3 589 602	3 589 602
United Arab Emirates	Asia-Pacific	4 000 000	–	4 000 000
Jamia Mosque Committee	Region not applicable	2 965	–	2 965
Arcadis Nederland	Region not applicable	39 550	–	39 550
Arvet Produktion	Region not applicable	10 000	–	10 000
Belema Aid Foundation	Region not applicable	12 000	–	12 000
Caritas Czech Republic	Region not applicable	–	300 070	300 070
Drosos Foundation	Region not applicable	–	51 567	51 567
IMMAP France	Region not applicable	–	1 579 718	1 579 718
Kuwait Society for Relief	Region not applicable	–	5 700	5 700
Prosperity Fund Global Future Cities Programme	Region not applicable	609 360	–	609 360
Adaptation Fund Board	Region not applicable	40 000	–	40 000
Vanke Foundation	Region not applicable	99 000	–	99 000
Victor Wanyama Foundation	Region not applicable	–	10 000	10 000
Association of Southeast Asian Nations	Region not applicable	–	1 098 321	1 098 321
European Union	Region not applicable	364 205	8 660 638	9 024 843
World Bank-HQ	Region not applicable	–	50 000	50 000
Brazil	Latin America and the Caribbean	104 940	–	104 940
Mexico	Latin America and the Caribbean	140 000	–	140 000
Ahmed Farid Mustapha Consultants	Region not applicable	80 000	–	80 000
International Organization for Migration	Region not applicable	–	622 926	622 926
Central Emergency Response Fund	Region not applicable	–	49 996	49 996
African Union-United Nations Hybrid Operation	Region not applicable	–	257 592	257 592
United Nation Children's Fund (UNICEF)	Region not applicable	–	1 763 232	1 763 232
United Nations Office for Project Services (UNOPS)	Region not applicable	–	349 992	349 992
Total		8 390 114	32 001 327	40 391 441

Abbreviations: FNDE = Foundation earmarked; TECH = technical cooperation.

Annex IV

Top 10 donors of UN-Habitat for the period 2016–2020*

<i>Core contributions (regular budget and Foundation non-earmarked contributions)</i>														
2016 \$15.9 million		2017 \$15.3 million		2018 \$14.7 million		2019 \$18.2 million		2020* \$6.8 million						
Donor	%	Donor	%	Donor	%	Donor	%	Donor	%					
1	Regular budget	85.3	1	Regular budget	83.5	1	Regular budget	75.7	1	Regular budget	71.8	1	Regular budget	90.5
2	United States	4.8	2	United States	4.5	2	Malaysia	8.1	2	Norway	12.9	2	China	5.2
3	Norway	3.8	3	Norway	3.9	3	United States	4.6	3	Spain	5.4	3	France	3.4
4	China	2.2	4	China	2.3	4	Norway	4.3	4	United States	3.0	4	Japan	0.5
5	India	1.6	5	South Africa	1.8	5	China	2.4	5	China	1.9	5	Barbados	0.2
6	France	0.7	6	Namibia	1.0	6	Kenya	1.4	6	France	1.2	6	Myanmar	0.1
7	Republic of Korea	0.5	7	Japan	0.8	7	South Africa	1.0	7	South Africa	0.9	7	Pakistan	0.1
8	Eritrea	0.3	8	India	0.7	8	India	0.7	8	India	0.8	8	Dominican Republic	0.1
9	Zimbabwe	0.2	9	Republic of Korea	0.7	9	Republic of Korea	0.6	9	Republic of Korea	0.4			
10	Sri Lanka	0.2	10	Kenya	0.4	10	Botswana	0.3	10	Iraq/Singapore	0.5			
	Others	0.4		Others	0.4		Others	0.9		Others	1.0			

<i>Core contributions (Regular budget and Foundation non-earmarked contributions)</i>														
2016 \$15.9 million		2017 \$15.3 million		2018 \$14.7 million		2019 \$18.2 million		2020* \$6.8 million						
Donor	%	Donor	%	Donor	%	Donor	%	Donor	%					
1	Regular budget	85.3	1	Regular budget	83.5	1	Regular budget	75.7	1	Regular budget	71.8	1	Regular budget	90.5
2	United States	4.8	2	United States	4.5	2	Malaysia	8.1	2	Norway	12.9	2	China	5.2
3	Norway	3.8	3	Norway	3.9	3	United States	4.6	3	Spain	5.4	3	France	3.4
4	China	2.2	4	China	2.3	4	Norway	4.3	4	United States	3.0	4	Japan	0.5
5	India	1.6	5	South Africa	1.8	5	China	2.4	5	China	1.9	5	Barbados	0.2
6	France	0.7	6	Namibia	1.0	6	Kenya	1.4	6	France	1.2	6	Myanmar	0.1
7	Republic of Korea	0.5	7	Japan	0.8	7	South Africa	1.0	7	South Africa	0.9	7	Pakistan	0.1
8	Eritrea	0.3	8	India	0.7	8	India	0.7	8	India	0.8	8	Dominican Republic	0.1
9	Zimbabwe	0.2	9	Republic of Korea	0.7	9	Republic of Korea	0.6	9	Republic of Korea	0.4			
10	Sri Lanka	0.2	10	Kenya	0.4	10	Botswana	0.3	10	Iraq/Singapore	0.5			
	Others	0.4		Others	0.4		Others	0.9		Others	1.0			

<i>Earmarked contributions (including United Nations Development Account contributions)</i>														
2016 \$210.1 million			2017 \$144.2 million			2018 \$164.9 million			2019 \$155.3 million		2020* \$40.4 million			
<i>Donor</i>		%	<i>Donor</i>		%	<i>Donor</i>		%	<i>Donor</i>		%			
1	United States	25.6	1	European Union	14.4	1	European Union	16.4	1	UNDP (incl. one UN fund)	28.5	1	Japan	28.9
2	Japan	10.4	2	Japan	10.6	2	Japan	13.6	2	Japan	15.0	2	European Union	22.3
3	UNDP (incl. One UN Fund)	8.7	3	UNDP (incl. One UN Fund)	8.6	3	Switzerland	11.0	3	Adaptation Fund Board	12.6	3	United Arab Emirates	9.9
4	Sweden	8.6	4	Denmark	8.3	4	Adaptation Fund Board	8.0	4	European Union	11.6	4	UNDP (Incl. One UN Fund)	9.7
5	European Union	7.5	5	KfW	8.2	5	Netherlands	6.6	5	Mexico	5.8	5	UNICEF	4.4
6	Block by Block	5.7	6	Sweden	8.2	6	United States	5.9	6	United Kingdom	5.5	6	IMMAP France	3.9
7	UNOPS	4.0	7	Germany	4.7	7	UNDP (incl. One UN Fund)	5.1	7	Bahrain	2.8	7	ASEAN	2.7
8	United Kingdom of Great Britain and Northern Ireland	4.0	8	Here Be Dragons (HBD)	3.6	8	United Kingdom	5.1	8	Norway	2.1	8	Mozambique	2.1
9	Norway	3.0	9	Norway	3.1	9	Germany	3.3	9	IOM	1.6	9	Ecuador	1.7
10	Ecuador	2.9	10	Republic of Korea	3.1	10	United Arab Emirates	3.1	10	Egypt	1.3	10	IOM	1.5
	Others	19.6		Others	27.2		Others	21.9		Others	13.2		Others	12.9

<i>Total contributions</i>														
2016 \$226.0 million			2017 \$159.6 million			2018 \$179.7 million			2019 \$173.5 million		2020* \$47.2 million			
<i>Donor</i>		%	<i>Donor</i>		%	<i>Donor</i>		%	<i>Donor</i>		%			
1	United States	24.1	1	European Union	13.0	1	European Union	15.0	1	UNDP (incl. One UN Fund)	25.5	1	Japan	24.8
2	Japan	9.7	2	Japan	9.6	2	Japan	12.5	2	Japan	13.4	2	European Union	19.1
3	UNDP (incl. One UN Fund)	8.1	3	Regular budget	8.0	3	Switzerland	10.1	3	Adaptation Fund Board	11.3	3	Regular budget	13.0
4	Sweden	8.0	4	UNDP (incl. One UN Fund)	7.7	4	Adaptation Fund Board	7.4	4	European Union	10.4	4	United Arab Emirates	8.5
5	European Union	7.0	5	Denmark	7.5	5	Regular budget	6.2	5	Regular budget	7.5	5	UNDP (incl. One UN Fund)	8.3
6	Regular budget	6.0	6	KfW	7.4	6	Netherlands	6.1	6	Mexico	5.2	6	UNICEF	3.7
7	Block by Block	5.3	7	Sweden	7.4	7	United States	5.8	7	United Kingdom	4.9	7	IMMAP France	3.3
8	UNOPS	3.7	8	Germany	4.2	8	UNDP (incl. One UN Fund)	4.7	8	Norway	3.2	8	ASEAN	2.3
9	United Kingdom	3.7	9	Here Be Dragons (HBD)	3.2	9	United Kingdom	4.6	9	Bahrain	2.5	9	Mozambique	1.8
10	Norway	3.0	10	Norway	3.2	10	Germany	3.0	10	IOM	1.5	10	Ecuador	1.5
	Others	21.4		Others	28.8		Others	24.6		Others	14.6		Others	13.7

* The amounts for 2020 are actual amounts as at the reporting date.