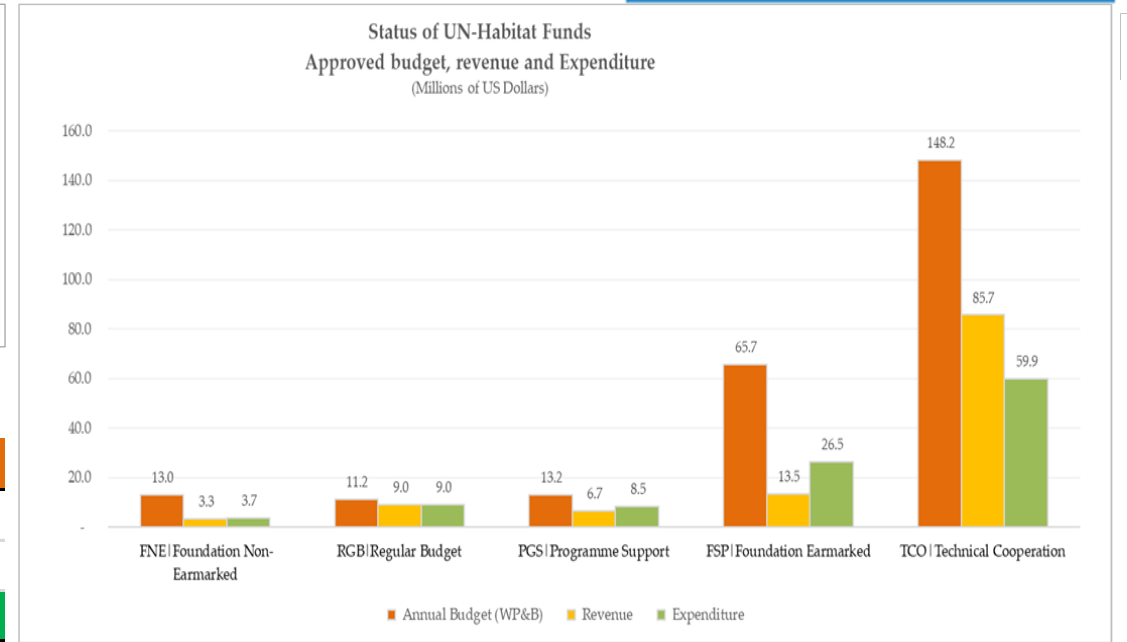
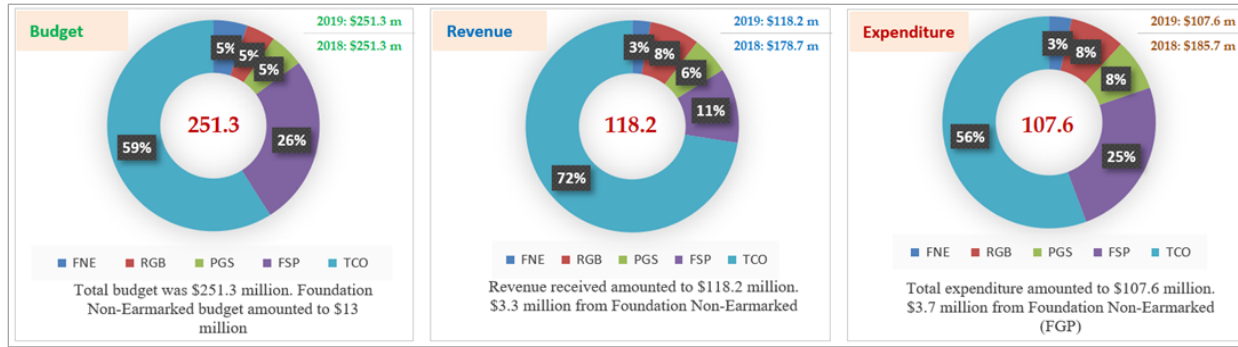


Financial Status as at 31 August 2019



Surplus/(Deficit)								Execution rate							
Category	FNE	RGB	PGS	FSP	TCO	TTL	2018	Category	FNE	RGB	PGS	FSP	TCO	TTL	2018
Revenue	3.3	9.0	6.7	13.5	85.7	118.2	178.7	Budget	13.0	11.2	13.2	65.7	148.2	251.3	251.3
Expenditure	3.7	9.0	8.5	26.5	59.9	107.6	185.7	Expenditure	3.7	9.0	8.5	26.5	59.9	107.6	185.7
Surplus/(Deficit)	(0.4)	-	(1.8)	(13.0)	25.8	10.6	(7.0)	Execution rate	28%	80%	64%	40%	40%	43%	74%

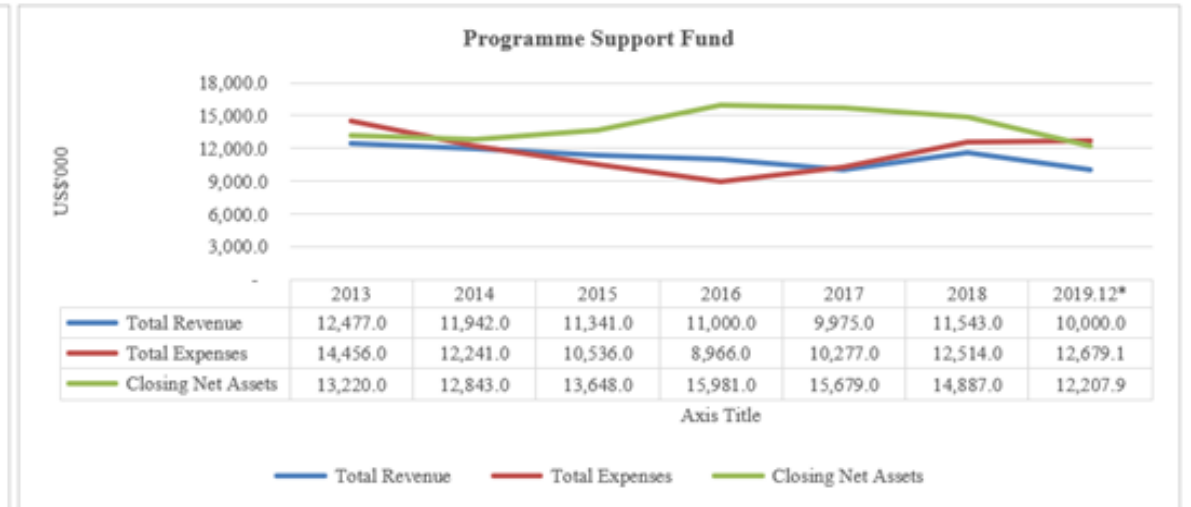
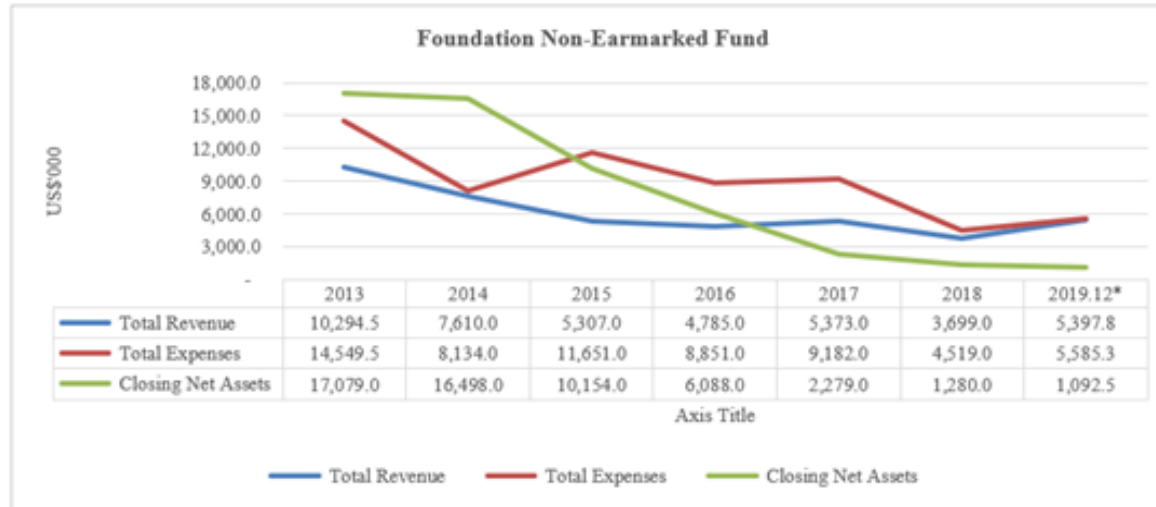
Overall Performance

- Expenditure is \$107.6 million on \$251.3 budget. 43% budget execution rate.
- 59% of budget and 56% of expenditures are from technical cooperation.
- 5% of budget and 3% of expenditure are from Foundation Non-Earmarked;
- Total expenditure at 31 August is \$107.6 million. Expenditure at 31 December 2018 was \$185.7 million.
- Total revenue at 31 August is \$118.2 million. Total revenue for 2018 was \$178.7 million.

Foundation Non-Earmarked Performance

- Expenditure is \$3.7 million on \$13 budget. Operating at 28% of budget;
- Voluntary contributions at 31 August were \$3.3 million, resulting in \$0.4 million deficit. Voluntary contributions in 2018 were \$3.6 million.
- Projected revenue to December 2019 is \$5.4 million while expenditure projected at \$5.6 million. \$0.2 million deficit projected.
- Net assets of \$1.3 million at start of year likely to fall below the mandatory reserve of \$1.3 million to \$1.1 million.

Financial Status as at 31 August 2019



Foundation Non-Earmarked

- Generally revenue has dropped since 2013 while expenditures have also responded by dropping.
- Revenue forecast to projected to be on rising trend from 2018 going forward due to confidence that Member States will respond positively to reforms.

Programme support

- Generally programme support net assets have been on a rising trend until 2016 when it started being impacted by financial challenges on the foundation non-earmarked when they started falling;
- Total revenue has generally been stable at an average of about \$10 million per year;
- Expenses generally decreased up to 2016 when they started rising due to support given to the foundation non-earmarked fund.